

ITF

Moving the  
World  
Forward

# WHAT YOUNG WORKERS WANT FROM TRANSPORT

ITF GLOBAL POLL



INTERNATIONAL  
TRANSPORT  
WORKERS'  
FEDERATION

YouGov®

# ITF

**THE INTERNATIONAL TRANSPORT WORKERS' FEDERATION (ITF) IS A DEMOCRATIC AFFILIATE-LED GLOBAL FEDERATION OF 670 TRADE UNIONS IN 147 COUNTRIES REPRESENTING 18 MILLION WORKING MEN AND WOMEN IN ALL TRANSPORT SECTORS. THE ITF PASSIONATELY CAMPAIGNS FOR TRANSPORT WORKERS' RIGHTS, EQUALITY AND JUSTICE.**

# CONTENTS

---

<b>ABOUT THIS REPORT</b>	<b>6</b>
<b>METHODOLOGY</b>	<b>7</b>
<b>FOREWORD</b>	<b>8</b>
<b>EXECUTIVE SUMMARY</b>	<b>12</b>
<b>TRANSPORT KEEPS THE GLOBAL ECONOMY MOVING</b>	<b>12</b>
<b>GLOBAL ANXIETY ABOUT TRANSPORT</b>	<b>13</b>
<b>AN ACTION PLAN FOR GOVERNMENTS     AND INVESTORS</b>	<b>14</b>
<b>TRANSPORT NEEDS GLOBAL SUPPLY CHAIN RULES</b>	<b>15</b>
<b>TRANSPORT WORKERS KEEP THE WORLD MOVING</b>	<b>16</b>
<b>LABOUR LAWS AND SOCIAL PROTECTION     FOR TRANSPORT WORKERS</b>	<b>17</b>
<b>APPENDIX 1: TOPLINE RESULT TABLES (YOUNG WORKERS ONLY)</b>	<b>20</b>

---



Photo: Deborah Grace Kiong



A person wearing a dark jacket is sitting on a motorcycle parked on a street. The motorcycle has a license plate that reads "AA 046-DE". In the background, there is a building with a large, ornate arched doorway and a chain-link fence. The scene is captured in a monochromatic blue-green color scheme.

**TRANSPORT CAN  
BE A DRIVER  
OF ECONOMIC  
PROGRESS, BUT  
WE MUST LISTEN  
TO WHAT YOUNG  
WORKERS WANT  
FROM TRANSPORT.**

# ABOUT THIS REPORT

These findings are based on the 2022 International Transport Workers' Federation (ITF) Global Poll.

This poll of fifteen countries covers the adult populations (18+) in Argentina, Australia, Brazil, Canada, France, Germany, India, Mexico, Morocco, the Philippines, South Africa, South Korea, Turkey, the United Kingdom (UK) and the United States.

Approximately n=1000 respondents were interviewed online in each country, bar the UK (n=1554). The figures have been given an even weighting for each country to produce an 'average' value.

The weighted global sample size for this poll is n=16464.

Fieldwork was undertaken between 15th – 27th September 2022. Quotas were used to reflect national proportions in terms of age, gender and region.

YouGov were responsible for questionnaire design (in conjunction with the ITF) as well as fieldwork and data table production. Kate Whelan Consulting undertook the analysis and report writing.

The findings are analysed globally, representing the mean from the 15 countries, as well as by each individual country and by regional groupings. The regional groupings are as follows:

**Africa:** Morocco & South Africa

**Asia Pacific (APAC):** Australia, India, the Philippines & South Korea

**Europe:** France, Germany, Turkey & the UK

**The G20:** Argentina, Australia, Brazil, Canada, France, Germany, India, Mexico, South Africa, South Korea, Turkey, the UK, the United States

**Latin America:** Argentina, Brazil & Mexico

**North America:** Canada & the United States.

The questions have been grouped into six themes which form the basis of key findings in this report.

## About the Young Workers' report

This report includes data from those were identified as 'Young Workers' (people aged 18 – 35), who are employed in paid employment. The sample for this report is n=2980 across the 15 countries.

This report also references 'Young People' in general – this includes all people aged 18 – 35 (including those who identify as unemployed but looking for work, retired, student, homemaker, other, don't know).

For the global results please refer to "Transport Moves the World: ITF Global Poll 2022", published 9 December 2022 and available at <https://rb.gy/exu95>

# METHODOLOGY

The 2022 International Transport Workers' Global Poll – Young workers

15 Countries

1.9 billion people 18+

Country	Sample Size (Global)	Sample Size (Young workers only)	Total Population 18+ (thousands)
Argentina	n=1021	n=139	32,913,294
Australia	n=1074	n=242	20,487,892
Brazil	n=1002	n=162	162,313,891
Canada	n=1105	n=184	31,237,362
France	n=1108	n=138	51,137,754
Germany	n=1113	n=159	53,369,083
India	n=1125	n=239	982,667,696
Mexico	n=1099	n=263	89,755,279
Morocco	n=1040	n=203	25,653,251
The Philippines	n=1055	n=218	73,858,383
South Africa	n=1018	n=294	39,745,723
South Korea	n=1040	n=145	44,476,201
Turkey	n=1023	n=151	61,705,771
United Kingdom	n=1554	n=230	53,369,083
United States of America	n=1087	n=213	264,137,817

# FOREWORD

## **Transport can be a driver of economic progress, but we must listen to what young workers want from transport.**

The 2022 ITF Global Poll showed how men and women in fifteen countries supported the six demands of transport workers and their unions for corporate accountability in supply chains, sustainability, safety, the future of work, rights, and equality.

We know that young workers will face the long-term impacts of climate change, conflict and economic uncertainty. Analysing the voices of young workers 18 to 35 in the ITF Global Poll, we can demonstrate to governments and employer what young workers want.

The ITF Global Poll of What Young Workers Want From Transport gives us the following insights into the views of young workers.

Young workers are more likely to recognise the reliance of the world's economy on transport.

- Compared to young people in general (76%), young workers were significantly more likely to think that the global economy relies on transport workers (82%).

Young workers are more likely than young people in general, but less likely than people older than them, to see the importance of transport to their country's economy.

- Young workers (85%) were significantly more likely than young people in general (81%) to think that transport is important to their country's economy. They were however significantly less likely to think this than those aged 36+ (92%).

Both male and female young workers see the importance of transport to their country's economy.

- Female young workers (87%) were only slightly more likely than males (84%) to believe that transport is important to their country's economy.

Young workers are more likely than people older than them to worry about transport delays. And female young workers are slightly more likely to worry about their next journey.

- Young workers (64%) were far more likely than those aged 36+ (53%) to be worried about transport delays, and also slightly more likely than young people in general (60%).
- 66% of female young workers, compared to 62% of males stated that they are worried about chaos and delays the next time they travel.

Male young workers are more likely to think their government is handling transport well, female young workers think they are handling it badly.

- Globally, over half of young workers who are male (51%) believe that their government is handling transport 'well' – 42% believe they are handling it 'badly'. Female young workers are more likely to consider that they are handling it 'badly' (48%) rather than 'well' (44%).

Female young workers are more likely than males to believe that the wealthy are favoured by their country's economic system.



- 71% of female young workers compared to 65% of males believe that the economic system in their country favours the wealthy.

Female young workers are more likely than not to believe that transport companies do not act ethically.

- 45% of female young workers believe that transport companies do not act ethically, compared to 43% who believe they do. Males by comparison are more likely to believe that transport companies act ethically (52%) than not (40%).

Young workers were more likely than young people in general but less likely than older people to see workplace protections as important. Female young workers were more likely than males to support workplace protections.

- 85% of young workers, compared to 79% of young people in general support workplace protections for transport workers, regardless of where they work. However, this is fewer than those aged 36+ (89%).
- 87% of female young workers compared to 83% of males support transport workers being provided with workplace protections regardless of where they work.

Young workers are slightly more likely than their general age cohort to support laws that hold companies to account for supply chain abuses.

- 84% of young workers support there being laws that hold companies to account for abuses in their supply chain, significantly more than young people in general (78%).

Significantly more young workers support transport workers being involved in decision making than amongst the other age cohorts.

- 71% of young workers compared to 65% of those aged 36+ and 67% of young people in general believe that the transport industry would be better off if workers were more involved in decision making.

Young workers are consistently more likely than young people in general to support rights for platform workers.

- For each of the five employment rights listed, young workers were +5% more likely than young people in general to support their provision to platform workers – with the exception of ‘the right to collectively bargain’ (+4%).
- Young workers only differed from those aged 36+ in relation to the right to safe working conditions (63% compared to 68% of those aged 36+, a -5% difference).

Young workers are more likely than other age cohorts to think that transport unions are important.

- 74% of young workers, compared to 68% of both those aged 36+ and young people in general, believe that it is important for transport unions to have an active role in society.

Young workers will inherit the economic and climate crises of today, their struggles in a rapidly changing world cannot be ignored by governments and employers. In response to this the ITF Young Transport Workers’ Committee is leading campaigns for decent work, transport worker rights in the platform economy and for climate justice.

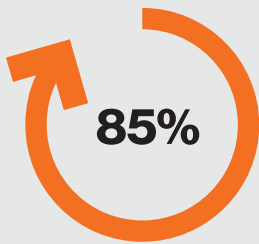
It’s time for governments, business and investors to listen to the voices of young workers.

**Stephen Cotton**

**General Secretary, International Transport Workers’ Federation**

# TRANSPORT IS CRUCIAL TO YOUNG WORKERS

## TRANSPORT WORKERS KEEP THE GLOBAL ECONOMY MOVING

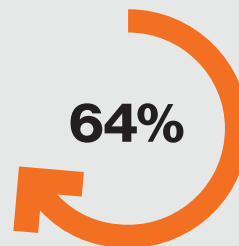


**85% of young workers** think that transport is important to the economy of their country.




**82% of young workers** think the world's economy relies on transport workers for the movement of goods and people.

## YOUNG WORKERS ARE WORRIED ABOUT TRANSPORT COSTS AND TRAVEL CHAOS



**64% of young workers** are worried about chaos and delays when they travel to see friends and family by road, rail, bus or airplane.



**Female young workers** are more worried than male young workers about chaos and delays.

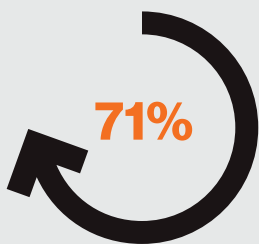


## GOVERNMENTS FAILING TO DELIVER ON TRANSPORT NEEDS OF FEMALE YOUNG WORKERS

**48% of female young workers** think the government is handling transport badly.

---

## FEMALE YOUNG WORKERS WANT TO END CORPORATE GREED



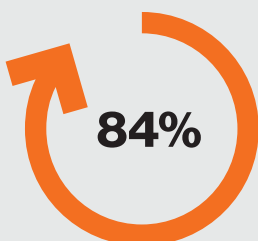
**71% of female young workers** believe the economic system of their country favours the wealthy.



**45% of female young workers** believe that transport companies do not act ethically.

---

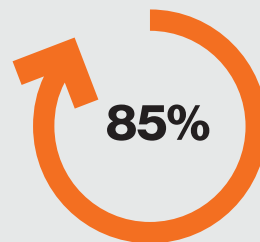
## YOUNG WORKERS WANT MORE ACCOUNTABILITY IN GLOBAL SUPPLY CHAINS



**84% of young workers** support laws that hold companies to account for environmental and labour rights abuses in their transport supply chains.

---

## RIGHTS FOR TRANSPORT WORKERS



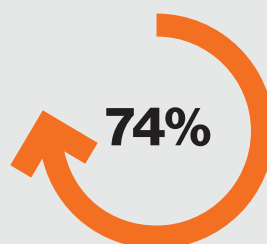
**85% of young workers** think it's important that transport workers should have protections in their workplace regardless of where they work.



**71% of young workers** believe the transport industry would be better off if there was greater involvement from transport workers in decision making.

---

## YOUNG WORKERS SUPPORT TRANSPORT UNIONS



**74% of young workers** believe it is important for transport unions to have an active role in society.

# EXECUTIVE SUMMARY

## A GLOBAL INSIGHT INTO WHAT YOUNG WORKERS WANT FROM TRANSPORT.

### Transport keeps the global economy moving

**Young workers clearly recognise the economic and social importance of transport and transport workers.**

The economic value of transport is undoubtedly apparent to young workers through-out the globe. More than eight in ten young workers (82%) believe that the world's economy is reliant on transport workers. 85% believe that transport is important to their country's economy – with over half (54%) believing it is very important. Beyond its importance to the economy overall, more than three-quarters (78%) believe that transport is important to 'reducing economic inequality'.

Recognition of the economic importance of transport and transport workers amongst young workers is global. The majority of this cohort in each of the individual countries included in this poll believe that transport is important to their country's economy, and that the global economy relies on transport workers.

Young workers also recognise the importance of transport to achieving key social outcomes. Most notably more than eight in every ten agree that transport is important in order to 'cope with emergencies' (87%), to 'connect rural communities' (86%) and to 'improve life in cities' (86%).

Transport is also seen by young workers to be important in achieving social needs such as 'uniting people' (79%) and 'national identity' (70%). Young workers also recognise the importance of transport in positive environmental outcomes, with 78% saying it is important to 'act on climate change'.

Unsurprisingly then, 87% of all young workers in this poll said that transport was an important social service to them – second behind only healthcare (90%). Over half (55%) of young workers consider transport to be a very important public service.

This is a view held by at least seven in every ten young workers in each of the countries included in this poll.



**8 OUT OF EVERY 10 (82%) YOUNG WORKERS BELIEVE THE WORLD'S ECONOMY IS RELIANT ON TRANSPORT WORKERS.**

## Global anxiety about transport

**The cost and unreliability of transport is a significant worry for many of the world's young workers.**

Young workers are clearly worried about the expense of transport, with 80% saying they are worried about rising fuel costs and 71% about the cost of transport generally. Additionally, access and affordability of public transport specifically worries almost two-thirds (62%) of young people.

Large numbers also worry about unreliability with almost two-thirds (64%) of young workers saying they are worried about chaos and delays in their journey the next time they travel. Interestingly, young workers (64%) were more likely than older people (53% of those aged 36+) to hold this concern.

Linked to concerns about unreliability in their own personal transport journeys are anxieties about supply chain disruptions and a shortage of goods in shops (66% of young workers worry about this).

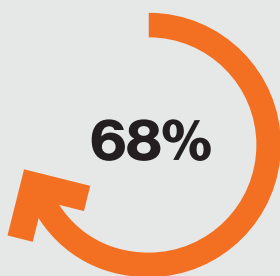
Staffing is also a concern for young workers, with around four in ten saying they are worried about the number of staff at train stations/on trains (41%) or at airports/on planes (39%).



Although a less common concern amongst young workers, almost half (49%) worry about driverless cars, trucks and trains.

Not only are young workers worried about the cost and level of service of transport for themselves, but for the planet as a whole with more than two-thirds (68%) stating that they worry about the impact of emissions on climate change.

Despite these worries, young workers globally are more likely to think that their government is handling transport 'well' (48%) rather than 'badly' (45%) although these is only the smallest of differences between these two groups.



**TWO-THIRDS (68%) OF YOUNG WORKERS WORRY ABOUT THE IMPACT OF EMISSIONS ON CLIMATE CHANGE.**



## An action plan for governments and investors

**Young workers want to see their government invest in transport, and see many of these investments – including those in public transport – as a high priority.**


Young workers are particularly supportive of transport policies that protect transport workers and their employment rights. 87% support their government introducing laws to protect transport workers from violence and harassment, while 85% support laws to protect their health and safety at work. 84% support calls to protect transport workers employment rights in general.

These young workers want their governments to further protect transport workers by investing in job creation for the transport sector (83%), and to keep those jobs safe by implementing new rules for multi-national companies to end abuse of workers in their supply chains (82%).

There are also calls for greater investment in transport itself, with 75% calling for investment in transport generally, and 81% supporting investment in sustainable transport. Even more again (83%) want to see an investment to increase access to all transport, with almost half of young workers (48%) saying that expanding the capacity of public transport should be a high priority for government.

In this context many young workers see investing in long distance (48%) and local (46%) rail links as a high priority for government. Investment in these arguably more sustainable transport options is supported by the fact that 81% of young workers want their government to put in place a national plan to lower emissions in the transport sector.

With concerns about sustainability top of mind, young workers also expect their governments to make easy access to public transport (within a 10-minute walk of home) a top priority (45%). Furthermore, 73% – or almost three-quarters – believe that public transport should be mostly or entirely paid for by governments, while 43% believe making public transport free should be a high priority.



**EIGHT IN TEN (81%) YOUNG WORKERS SUPPORT INCREASING INVESTMENT IN SUSTAINABLE TRANSPORT.**



## Transport needs global supply chain rules

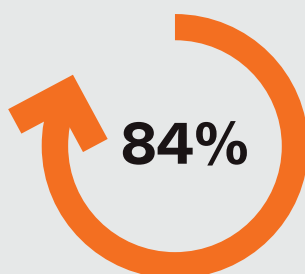
**In a world where they see economic systems favouring the wealthy and companies not acting ethically, young workers are calling for more protections for transport workers.**

More than two in every three young workers (68%) believe that the economic system in their country favours the wealthy. This is a belief held by the majority of young workers in each of the countries included in this poll.

Although 48% believe that transport companies do act ethically, almost as many (42%) believe that they do not. Amongst those company types listed, transport companies were the most likely to be rated as 'not ethical', behind only energy companies (48%).

In this context young workers are demanding greater protections for transport workers. A staggering 85% believe that transport workers should have protections in their workplace regardless of where they work – with more than half (57%) stating that these protections are very important.

Almost as many (84%) support there being laws that hold companies to account for abuses in their supply chains. For almost half (47%) of young workers this was something that they strongly supported.



**EIGHT IN TEN (84%) YOUNG WORKERS SUPPORT LAWS THAT HOLD COMPANIES TO ACCOUNT FOR ABUSES IN THEIR SUPPLY CHAINS.**

## Transport workers keep the world moving

**Young workers believe that working in transport is a respected profession, but want workers to be more involved in decision making, and for the most vulnerable to be granted basic employment rights.**

Overall, young workers believe that working in transport is a respected and appealing profession. 67% – or more than two thirds – say it is respected. Almost as many (63%) believe it is an attractive career for young people while just over half (53%) believe it is an attractive career for women.

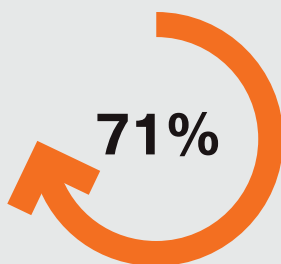
Interestingly, male young workers (56%) were significantly more likely than females (49%) to agree that working in transport is an attractive career for women.

While it may be a respected and attractive career, young workers believe that transport workers should be consulted more in decision making. 71% believe that the industry would be better off if there was greater involvement of workers in decision making – 37% (or more than one in three) believe the industry would be much better off.



Along with greater involvement in decision making, young workers want to see basic employment rights provided to those who earn a living through platform employers (such as Uber, Deliveroo or Ola). A majority of young workers support these workers being provided with the 'right to safe working conditions' (63%), 'access to basic social protection (like healthcare & pensions)' (60%) and 'a decent minimum wage' (57%).

Although less common, a large proportion of young workers are also calling for these vulnerable workers to be provided with basic organising rights such as the 'right to join a union' (45%) and the 'right to collectively bargain' (38%).



**SEVEN IN TEN (71%) YOUNG WORKERS BELIEVE THE TRANSPORT WORKERS WOULD BE BETTER OFF IF THERE WAS GREATER INVOLVEMENT OF WORKERS IN DECISION MAKING.**



## Labour laws and social protection for transport workers

**Young workers strongly support those who work in transport having access to basic social protections and labour rights, and believe that the unions that campaign for these have an important role in society.**

Young workers strongly support transport workers being provided with basic labour rights, with the strongest support coming for laws that protect their health and safety (86%) and laws that establish a decent minimum wage (84%).

There is also strong support for transport workers rights to organise; 81% support the right to collectively bargain, 78% support the right to join a union and 71% support the right to strike.

With such strong support for these labour rights for transport workers it is unsurprising that a large majority of young workers want transport unions to play an active role in society. Almost three-quarters (74%) of young workers believe that it is important that transport unions play an active role in society, and more than one in every three (37%) of these believe it is very important.

At least half of young workers in each of the fifteen countries thinks that transport unions are important.



In addition to labour rights, there is strong support for the social protections that unions campaign for. Young workers believe that transport workers should have access to affordable health care and education (both 85%). They also support welfare for these workers during times of need, including paid maternity leave (86%), decent retirement incomes (84%) and unemployment benefits (78%).



**ALMOST THREE-QUARTERS (74%) OF YOUNG WORKERS BELIEVE THAT IT IS IMPORTANT THAT TRANSPORT UNIONS PLAY AN ACTIVE ROLE IN SOCIETY.**





**THE VALUE OF  
TRANSPORT  
AND TRANSPORT  
WORKERS IS  
RECOGNISED  
AROUND THE  
WORLD.**

# APPENDIX 1: TOPLINE RESULT TABLES (YOUNG WORKERS ONLY)

## KEY

AR	AU	BR	CA	DE	FR	IN	KR
Argentina	Australia	Brazil	Canada	Germany	France	India	South Korea
MA	MO	PH	TR	UK	US	ZA	
Mexico	Morocco	Philippines	Turkey	UK	USA	South Africa	

## Q1 Transport worries

Personally, how worried are you about the following transport issues in your country (Total 'Worried')

	Total	AR	AU	BR	CA	DE	FR	IN	KR	MA	MO	PH	TR	UK	US	ZA
Cost of transport	71	69	68	79	60	61	67	69	67	68	73	87	70	62	68	86
Rising fuel costs	80	77	76	81	79	66	70	83	76	77	86	93	81	81	69	93
Impact of transport emissions on climate change	68	54	69	64	63	52	61	79	63	71	71	89	59	60	61	79
Driverless cars trucks and trains	49	51	47	56	42	41	47	59	31	42	49	70	35	26	53	68
The number of staff at stations or on trains	41	40	36	48	30	39	34	57	25	40	36	55	29	20	44	63
The number of staff at airports or on planes	39	27	41	42	39	42	27	49	21	34	31	55	34	25	47	52
Access and affordability of public transport	62	64	59	72	47	55	52	67	58	57	64	75	67	52	62	78
Shortages of goods in shops because of supply chain disruption	66	70	61	67	69	58	62	66	46	66	62	87	59	54	64	82

## Q2 Importance of transport to economies

How important or not is transport to your country's economy?

	Total	AR	AU	BR	CA	DE	FR	IN	KR	MA	MO	PH	TR	UK	US	ZA
<b>Total Important</b>	<b>85</b>	<b>85</b>	<b>85</b>	<b>91</b>	<b>80</b>	<b>66</b>	<b>76</b>	<b>89</b>	<b>84</b>	<b>86</b>	<b>85</b>	<b>95</b>	<b>82</b>	<b>85</b>	<b>83</b>	<b>95</b>
Very important	54	49	49	77	48	32	28	58	30	48	68	75	33	49	56	76
Fairly important	32	35	36	14	32	35	48	31	54	38	17	20	50	36	27	19
Not very important	8	7	9	5	8	16	15	7	10	9	8	4	10	3	9	4
Not important at all	1	2	1	2	3	6	2	1	1	2	1	0	1	1	1	0
Don't know	5	6	5	2	9	12	7	3	5	3	5	1	7	11	8	0

## Q3 Government handling of social services

How well or badly do you think the government in your country is handling the following issues:

	Total	AR	AU	BR	CA	DE	FR	IN	KR	MA	MO	PH	TR	UK	US	ZA
<b>Transport</b>																
Total Well	48	42	54	38	44	41	47	71	61	35	51	51	55	22	50	53
Total Badly	45	54	37	56	49	46	47	26	28	61	44	48	35	63	37	45
<b>Healthcare</b>																
Total Well	46	45	58	43	34	44	44	71	61	37	23	57	48	17	49	54
Total Badly	50	51	38	54	61	48	54	27	32	58	72	41	46	74	44	45
<b>Climate Change</b>																
Total Well	36	25	39	44	29	34	24	57	21	24	47	45	34	20	41	45
Total Badly	55	55	55	46	60	57	71	38	66	65	44	52	58	67	49	49
<b>Education</b>																
Total Well	45	36	66	44	41	35	34	68	38	35	29	67	29	26	49	59
Total Badly	49	61	28	52	51	57	63	31	54	61	66	31	65	55	42	41
<b>Economy</b>																
Total Well	35	13	53	39	24	37	29	63	20	35	41	51	18	9	45	29
Total Badly	59	87	40	57	67	55	67	34	74	60	53	47	74	81	46	70
<b>Energy</b>																
Total Well	43	44	50	54	41	29	30	74	33	45	61	53	44	8	46	33
Total Badly	50	47	40	42	48	63	65	23	57	48	30	44	48	84	43	66

## Q4 Support for government transport policies

Would you support or oppose the government in your country doing the following?  
(Total 'Support')

	Total	AR	AU	BR	CA	DE	FR	IN	KR	MA	MO	PH	TR	UK	US	ZA
Nationalising transport	73	71	67	69	62	44	64	84	60	74	82	94	80	63	68	86
Increasing investment in sustainable transport	81	74	84	83	74	62	72	83	81	83	84	93	82	80	73	89
Increasing investment in all transport	75	70	74	82	63	53	62	79	64	81	83	89	79	74	69	86
Increasing access to transport	83	71	84	90	81	68	80	87	78	83	85	95	83	81	77	87
Improving health & safety laws to protect transport workers	85	88	88	89	82	67	72	88	84	86	89	95	86	83	80	93
Investing in job creation for transport sector	83	82	84	89	78	61	76	82	76	84	87	94	85	75	78	95
Putting in place national plans to lower emissions in the transport sector	81	70	85	78	75	58	80	84	80	86	79	93	83	79	72	92
Protecting transport worker employment rights	84	87	82	91	82	64	77	85	80	86	86	95	86	77	78	93
Protecting transport workers from violence & harassment	87	85	88	89	88	70	84	87	83	86	87	96	88	83	81	94
Adopting new rules for multi-national transport companies to end abuse of transport workers in supply chains	82	85	84	87	81	63	77	84	68	84	80	94	81	78	79	92

## Q5 Fairness of the economic system

Do you think the economic system of your country generally favours the wealthy or is it fair to most people?

	Total	AR	AU	BR	CA	DE	FR	IN	KR	MA	MO	PH	TR	UK	US	ZA
Favours the wealthy	68	70	66	73	71	55	63	53	68	69	74	57	79	78	59	77
Fair to most people	23	15	28	21	19	30	18	38	23	22	20	34	12	11	30	21
Don't know	9	15	6	6	9	16	19	9	9	9	7	8	9	11	11	1

## Q6 Reliance of the global economy on transport

To what extent do you think the world's economy relies on transport workers for the movements of goods and people?

	Total	AR	AU	BR	CA	DE	FR	IN	KR	MA	MO	PH	TR	UK	US	ZA
<b>Total</b>	<b>82</b>	<b>85</b>	<b>88</b>	<b>91</b>	<b>82</b>	<b>73</b>	<b>54</b>	<b>83</b>	<b>72</b>	<b>85</b>	<b>81</b>	<b>90</b>	<b>70</b>	<b>83</b>	<b>80</b>	<b>90</b>
<b>Great deal/ Some extent</b>																
A great deal	48	49	53	64	57	32	18	41	30	42	54	50	40	58	53	62
To some extent	34	37	35	27	25	42	36	42	42	43	27	39	30	25	27	28
A little	11	8	9	6	11	10	21	12	18	10	8	9	19	5	11	9
Not at all	1	3	0	1	3	3	5	1	1	1	3	1	1	1	0	1
Don't know	6	3	3	3	4	14	19	4	9	5	8	0	10	11	9	0

## Q7 Importance of social services

How important or not are the following public services to you?  
(Total 'Important')

	Total	AR	AU	BR	CA	DE	FR	IN	KR	MA	MO	PH	TR	UK	US	ZA
Transport	87	85	91	93	83	72	84	92	90	86	87	97	87	83	81	93
Healthcare	90	91	93	94	91	76	87	90	88	91	88	97	91	88	80	95
Education	87	89	85	93	87	75	86	95	72	88	86	97	88	75	80	95
Housing	86	77	84	90	91	77	70	92	89	86	86	93	85	76	81	95
Policing	82	82	77	94	71	69	79	84	87	84	87	93	85	74	67	90
Energy	87	89	87	96	80	74	87	90	77	90	82	94	84	90	83	95



## Q8 Economic and social value of transport

To what extent or not do you think transport is important for each of the following in your country? (Total 'Important')

	Total	AR	AU	BR	CA	DE	FR	IN	KR	MA	MO	PH	TR	UK	US	ZA
Reducing economic inequality	<b>78</b>	81	78	87	69	64	71	87	78	75	76	91	81	66	70	91
Coping with emergencies	<b>87</b>	87	92	93	82	68	79	92	87	87	82	97	86	83	82	96
Acting on climate change	<b>78</b>	70	79	78	70	64	79	87	79	77	75	94	79	73	73	87
National identity	<b>70</b>	67	63	87	50	48	59	88	67	65	76	90	80	43	65	89
Uniting people	<b>79</b>	84	82	85	70	67	68	86	65	81	72	94	77	71	75	92
Connecting rural communities	<b>86</b>	90	88	95	79	72	78	92	78	90	83	97	78	82	81	94
Improving life in cities	<b>86</b>	85	87	93	84	67	81	89	84	87	86	96	86	80	83	95

## Q9 Involving workers in decision making

To what extent do you think the transport industry would be better or worse off if there was greater involvement from transport workers in decision making?

	Total	AR	AU	BR	CA	DE	FR	IN	KR	MA	MO	PH	TR	UK	US	ZA
<b>Total Better</b>		<b>77</b>	<b>69</b>	<b>85</b>	<b>68</b>	<b>51</b>	<b>58</b>	<b>76</b>	<b>63</b>	<b>69</b>	<b>77</b>	<b>82</b>	<b>70</b>	<b>61</b>	<b>68</b>	<b>84</b>
Much better off	<b>37</b>	41	33	55	24	11	22	39	15	32	61	50	31	27	38	51
A little better off	<b>35</b>	36	36	30	44	40	36	37	48	37	17	33	39	34	30	33
Neither	<b>16</b>	13	19	10	13	22	21	14	26	21	9	15	14	14	19	13
A little worse off	<b>2</b>	1	3	1	4	3	3	2	3	4	2	1	2	3	3	0
Much worse off	<b>1</b>	1	0	1	1	3	1	0	0	1	0	0	2	2	2	1
Don't know	<b>9</b>	9	8	3	14	21	16	7	8	5	11	2	13	20	8	1

## Q10 Companies not behaving ethically

To what extent or not do you think the following types of companies behave in an ethical and fair way? (Total 'Ethical')

	Total	AR	AU	BR	CA	DE	FR	IN	KR	MA	MO	PH	TR	UK	US	ZA
Energy companies	48	50	45	39	47	54	52	26	51	57	36	43	62	78	33	51
Transport companies	42	52	32	46	31	44	45	31	48	63	41	37	54	49	29	41
High street retailers	41	32	36	39	47	35	59	37	54	59	38	31	61	45	28	27
Food producers	36	33	28	36	37	45	46	29	46	49	42	21	64	36	30	19
Technology companies	34	29	38	29	44	40	48	21	36	36	27	24	49	45	34	19
Private healthcare providers	38	39	32	36	42	42	45	38	41	43	50	28	55	40	36	19

## Q11 Supply chain laws

To what extent do you support or oppose there being national and international laws that hold companies to account for environmental and labour rights abuses in their supply chains?

	Total	AR	AU	BR	CA	DE	FR	IN	KR	MA	MO	PH	TR	UK	US	ZA
<b>Total Support</b>		<b>86</b>	<b>85</b>	<b>93</b>	<b>83</b>	<b>71</b>	<b>73</b>	<b>82</b>	<b>81</b>	<b>87</b>	<b>84</b>	<b>93</b>	<b>83</b>	<b>75</b>	<b>78</b>	<b>94</b>
Strongly support	47	52	42	61	42	23	32	48	16	54	57	62	47	46	45	61
Tend to support	36	34	43	32	41	48	41	34	65	33	27	31	36	29	33	33
Tend to oppose	5	6	4	2	5	7	11	7	3	5	5	5	6	3	8	4
Strongly oppose	1	2	1	1	4	4	1	2	1	1	2	1	1	2	1	1
Not sure	9	7	10	4	8	19	15	9	15	6	9	1	11	21	13	1

## Q14 Prioritising transport investment

Should each of the following transport provisions be high priority, medium priority, or low priority for the government in your country to invest in? (High Priority Only)

	Total	AR	AU	BR	CA	DE	FR	IN	KR	MA	MO	PH	TR	UK	US	ZA
Local and commuter rail links	46	49	42	51	36	34	28	50	41	37	65	60	59	35	40	58
Long distance rail links	48	53	44	56	38	28	34	55	32	44	64	59	61	27	49	64
Electric buses	50	48	49	53	42	29	33	60	44	59	62	55	58	45	37	57
Expanding capacity of public transport	48	54	41	62	34	39	34	54	26	56	58	65	55	32	36	61
Make using public transport free	43	46	43	53	34	39	34	43	21	50	50	53	48	32	35	55
Access to public transport within a 10-minute walk	45	48	41	57	35	34	40	51	21	41	66	59	50	28	33	65
Increased airport capacity	33	31	31	35	25	17	14	44	16	30	51	48	45	8	31	47

## Q15 Public transport – who pays?

Thinking about how public transport should be funded, which one of the following is closest to your view? Public transport should be...

	Total	AR	AU	BR	CA	DE	FR	IN	KR	MA	MO	PH	TR	UK	US	ZA
Mostly paid for by government from general taxation meaning lower fares for people using it	49	47	48	49	50	43	43	46	48	56	41	53	59	52	38	54
Mostly paid by the people who use it, meaning higher fares, but lower subsidies from taxation	19	21	20	10	17	22	17	26	30	10	19	17	14	20	23	22
Paid for entirely by government from general taxation, meaning it is free for people using it	24	22	27	38	25	26	28	22	10	25	32	25	18	12	26	24
Don't know	8	9	5	3	9	9	12	6	12	8	9	4	10	16	12	0

## Q16 Labour rights for platform workers

Thinking now about those who earn their living through a platform employer like Uber Eats, Deliveroo, Uber, Lyft, Ola or Grab. For which of the following do you think they should have the same employment rights as other workers? Please tick all that apply.

	Total	AR	AU	BR	CA	DE	FR	IN	KR	MA	MO	PH	TR	UK	US	ZA
Right to join a union	45	36	53	41	50	32	37	46	29	44	40	40	36	60	40	63
Right to collectively bargain	38	27	40	49	44	32	32	38	18	34	38	34	39	39	43	54
Right to safe working conditions	63	60	67	62	63	45	54	61	57	65	58	73	60	76	50	74
A minimum wage on which you can live	57	51	62	48	60	48	55	54	52	55	41	59	52	79	48	70
Access to social protection	60	56	62	58	54	48	56	57	56	69	54	69	60	63	53	69
Don't know	7	11	9	7	11	14	8	4	12	5	8	0	15	10	7	1
None of the above	3	2	2	1	3	6	9	1	9	2	4	0	2	6	7	0

## Q17 Protections for transport workers

Some of those in the transport sector work across borders and in international waters and air. How important or not do you think it is that they should have protections in their workplace regardless of where they work?

	Total	AR	AU	BR	CA	DE	FR	IN	KR	MA	MO	PH	TR	UK	US	ZA
<b>Total Important</b>	<b>85</b>	<b>89</b>	<b>88</b>	<b>88</b>	<b>81</b>	<b>68</b>	<b>73</b>	<b>88</b>	<b>79</b>	<b>88</b>	<b>81</b>	<b>95</b>	<b>87</b>	<b>79</b>	<b>80</b>	<b>97</b>
Very important	57	61	49	74	51	33	33	57	24	66	64	74	61	58	53	76
Fairly important	28	28	39	15	30	36	40	31	55	22	17	20	26	22	26	21
Not very important	7	3	5	7	10	12	11	9	12	5	7	3	4	4	10	2
Not important at all	1	0	2	1	1	4	1	0	0	1	3	2	1	1	1	0
Don't know	7	8	6	4	8	15	15	4	9	6	9	1	8	15	10	0

## Q19 Importance of transport unions

In your view, how important or not is it to have transport unions playing an active role in society?

	Total	AR	AU	BR	CA	DE	FR	IN	KR	MA	MO	PH	TR	UK	US	ZA
<b>Total Important</b>	<b>74</b>	<b>65</b>	<b>73</b>	<b>81</b>	<b>64</b>	<b>50</b>	<b>62</b>	<b>82</b>	<b>73</b>	<b>75</b>	<b>73</b>	<b>89</b>	<b>76</b>	<b>62</b>	<b>69</b>	<b>94</b>
Very important	37	31	32	59	21	16	15	40	16	35	50	49	43	23	31	64
Fairly important	37	34	41	22	43	34	48	42	57	40	23	40	33	38	38	29
Not very important	12	20	11	10	13	21	13	11	15	14	11	7	11	9	11	5
Not important at all	4	2	3	4	7	7	9	3	1	3	6	1	2	7	4	1
Don't know	11	13	13	4	16	22	16	5	12	9	10	2	11	23	16	0

## Q20 Social protections for transport workers

Would you strongly favour, somewhat favour or strongly oppose the government working on providing transport workers with each of the following items: (Total 'Favour')

	Total	AR	AU	BR	CA	DE	FR	IN	KR	MA	MO	PH	TR	UK	US	ZA
Unemployment benefits	78	88	66	82	80	64	73	78	77	80	77	83	88	61	74	91
Decent retirement incomes	84	91	81	91	86	71	83	81	74	86	80	93	88	83	78	93
Affordable access to health care	85	88	82	89	85	70	75	87	80	88	83	94	86	81	80	94
Affordable access to education	85	89	81	88	83	76	77	88	71	88	81	96	87	82	78	93
Support for paid maternity leave	86	91	83	85	87	66	74	87	86	86	82	95	91	87	79	93



## Q21 Attitudes towards transport as a profession

Thinking about your country, to what extent would you agree or disagree that working in transport is a ...? (Total 'Agree')

	Total	AR	AU	BR	CA	DE	FR	IN	KR	MA	MO	PH	TR	UK	US	ZA
Respected profession	67	78	55	67	64	55	44	83	44	75	85	93	57	44	65	76
Attractive career for young people	63	72	57	60	53	54	52	82	40	62	73	84	61	33	64	80
Attractive career for women	53	69	48	53	45	47	40	74	27	60	46	76	44	21	53	68

## Q23 Worries about transport delays

Thinking about the next time you travel to see friends or family, how worried are you about chaos and delays in your journey by road, rail, bus or airplane?

	Total	AR	AU	BR	CA	DE	FR	IN	KR	MA	MO	PH	TR	UK	US	ZA
<b>Total Worried</b>	<b>64</b>	<b>68</b>	<b>59</b>	<b>67</b>	<b>54</b>	<b>50</b>	<b>50</b>	<b>78</b>	<b>59</b>	<b>73</b>	<b>64</b>	<b>81</b>	<b>59</b>	<b>42</b>	<b>60</b>	<b>78</b>
Very worried	28	34	18	38	24	13	12	36	16	37	24	44	27	9	26	49
Somewhat worried	36	34	41	29	30	37	38	42	43	37	40	38	32	32	34	29
A little worried	21	15	24	19	28	26	28	17	24	18	15	13	26	30	20	17
Not worried at all	9	11	13	9	10	14	12	3	11	4	12	4	8	18	11	6
Don't know	6	7	4	5	8	10	10	3	7	5	9	1	6	11	9	-

## Q25 Labour rights for transport workers

Do you strongly favour, somewhat favour, somewhat oppose or strongly oppose transport workers being covered by the following laws? (Total 'Favour')

	Total	AR	AU	BR	CA	DE	FR	IN	KR	MA	MO	PH	TR	UK	US	ZA
Right to join a union	78	78	74	75	76	64	69	81	67	75	77	84	81	79	76	93
Collective bargaining	81	86	80	88	77	64	77	85	65	82	80	94	82	75	76	91
A decent minimum wage	84	86	87	87	82	64	74	89	81	86	77	94	85	87	77	92
Health and safety	86	89	86	91	89	71	76	87	87	87	80	96	86	88	77	94
Right to strike	71	64	73	62	73	60	66	72	52	69	77	79	76	69	73	86

Note: Total figures (i.e. 'Total Favour') have been calculated by YouGov using the full data set, down to two decimal points. The figures above have been rounded to remove decimal points.



INTERNATIONAL  
TRANSPORT  
WORKERS'  
FEDERATION

YouGov®